



## **Master Guide**

# **mySAP<sup>TM</sup> Enterprise Portal**

## **Using SAP® Enterprise Portal 6.0**

**Document Version 1.1 - April 30, 2003**

**SAP AG**

Neurottstraße 16

69190 Walldorf

Germany

T +49/18 05/34 34 24

F +49/18 05/34 34 20

**www.sap.com**

© Copyright 2003 SAP AG. All rights reserved.

No part of this publication may be reproduced or transmitted in any form or for any purpose without the express permission of SAP AG. The information contained herein may be changed without prior notice.

Some software products marketed by SAP AG and its distributors contain proprietary software components of other software vendors.

Microsoft®, WINDOWS®, NT®, EXCEL®, Word®, PowerPoint® and SQL Server® are registered trademarks of Microsoft Corporation.

IBM®, DB2®, DB2 Universal Database, OS/2®, Parallel Sysplex®, MVS/ESA, AIX®, S/390®, AS/400®, OS/390®, OS/400®, iSeries, pSeries, xSeries, zSeries, z/OS, AFP, Intelligent Miner, WebSphere®, Netfinity®, Tivoli®, Informix and Informix® Dynamic Server™ are trademarks of IBM Corp. in USA and/or other countries.

ORACLE® is a registered trademark of ORACLE Corporation.

UNIX®, X/Open®, OSF/1®, and Motif® are registered trademarks of the Open Group.

LINUX is a registered trademark of Linus Torvalds and others.

Citrix®, the Citrix logo, ICA®, Program Neighborhood®, MetaFrame®, WinFrame®, VideoFrame®, MultiWin® and other Citrix product names referenced herein are trademarks of Citrix Systems, Inc.

HTML, DHTML, XML, XHTML are trademarks or registered trademarks of W3C®, World Wide Web Consortium, Massachusetts Institute of Technology.

JAVA® is a registered trademark of Sun Microsystems, Inc.

J2EE™ is a registered trademark of Sun Microsystems, Inc.

JAVASCRIPT® is a registered trademark of Sun Microsystems, Inc., used under license for technology invented and implemented by Netscape.

MarketSet and Enterprise Buyer are jointly owned trademarks of SAP AG and Commerce One.

SAP, SAP Logo, R/2, R/3, mySAP, mySAP.com, xApps, mySAP Business Suite, and other SAP products and services mentioned herein as well as their respective logos are trademarks or registered trademarks of SAP AG in Germany and in several other countries all over the world. All other product and service names mentioned are the trademarks of their respective companies.

**Disclaimer**

Some components of this product are based on Java™. Any code change in these components may cause unpredictable and severe malfunctions and is therefore expressly prohibited, as is any decompilation of these components.

Any Java™ Source Code delivered with this product is only to be used by SAP's Support Services and may not be modified or altered in any way.

**Documentation in the SAP Service Marketplace**






You can find this documentation at the following address:

**<http://service.sap.com/ep60>**

## Typographic Conventions

Type Style	Represents
Example Text	Words or characters that appear on the screen. These include field names, screen titles, pushbuttons as well as menu names, paths and options.
	Cross-references to other documentation
<b>Example text</b>	Emphasized words or phrases in body text, titles of graphics and tables
EXAMPLE TEXT	Names of elements in the system. These include report names, program names, transaction codes, table names, and individual key words of a programming language, when surrounded by body text, for example, SELECT and INCLUDE.
Example text	Screen output. This includes file and directory names and their paths, messages, names of variables and parameters, source code as well as names of installation, upgrade and database tools.
<b>Example text</b>	Exact user entry. These are words or characters that you enter in the system exactly as they appear in the documentation.
<b>&lt;Example text&gt;</b>	Variable user entry. Pointed brackets indicate that you replace these words and characters with appropriate entries.
EXAMPLE TEXT	Keys on the keyboard, for example, function keys (such as F2) or the ENTER key.

## Icons

Icon	Meaning
	Caution
	Example
	Note
	Recommendation
	Syntax

## Contents

<b>1 Getting Started .....</b>	<b>5</b>
1.1 Related Information .....	6
1.2 Important SAP Notes .....	8
1.3 History of Changes .....	9
<b>2 mySAP Enterprise Portal Implementation .....</b>	<b>10</b>
2.1 mySAP Enterprise Portal Overview .....	10
2.2 mySAP Enterprise Portal Components .....	11
2.3 Technical System Landscape for mySAP Enterprise Portal .....	12
2.4 mySAP Enterprise Portal Implementation Sequence .....	15
2.4.1 mySAP Enterprise Portal Installation .....	15
2.4.2 mySAP Enterprise Portal Configuration .....	16
<b>3 Software Components Overview .....</b>	<b>17</b>
3.1 SAP Components .....	17
3.1.1 Application Components .....	17
3.1.2 Technology Components .....	18
<b>4 References: Related Implementation / Configuration Guides..</b>	<b>19</b>

# 1 Getting Started

This Master Guide was developed to provide a central starting point for the technical implementation of mySAP Enterprise Portal. It contains all activities for the installation and configuration of mySAP Enterprise Portal.

The mySAP Enterprise Portal Master Guide provides the information about which components and which guides are required during the implementation process.

- In the [Getting Started \[page 5\]](#) section, you get valuable information about using this document and related information (documentation and SAP Notes) crucial to the installation.
- In the [mySAP Enterprise Portal Overview \[page 10\]](#) section, a short introduction is given to mySAP Enterprise Portal. The subsections contain the following information:
  - Information about its technical components (mandatory and optional components) and the component's software releases
  - Examples of how the different components interact, and what protocols and interfaces are used (technical infrastructure examples). Depending on the actual business processes that have to be implemented and other aspects (such as security or performance), the real infrastructure might be different.
  - Information about the overall installation sequence and subsequent steps.
  - References to related installation and configuration guides.
  - Information about mutual dependencies that affect two or more components within the solution
- In the [Software Components Overview \[page 17\]](#) section, you get a short description of every software component that is part of mySAP Enterprise Portal.
- Depending on how extensive the solution is that you want to implement, many different installation and configuration guides are required during the implementation process. In the [References: Related Implementation / Configuration Documentation \[page 19\]](#) section, you can find an overview of all required documentation referenced in this Master Guide.



For the most current information about the technical implementation of mySAP Enterprise Portal and the latest installation and configuration guides, see the SAP Service Service Marketplace under the Internet address **service.sap.com/ep60**

We strongly recommend that you use the documents that are available on these pages. These guides are updated on a regular basis.

## 1.1 Related Information

### Documentation Structure mySAP Enterprise Portal 6.0

The following technical documentation is available for the implementation of mySAP Enterprise Portal 6.0:



See the section *4 References: Related Implementation / Configuration Guides* [page 19] for information on where to find the documentation.

Documentation	Content
<i>SAP Enterprise Portal Installation Guide</i>	Documentation set that comprises the installation guides for Portal Platform, Content Management, TREX and SAP Unification Server and the documentation <i>Scaling Retrieval and Classification</i> that deals with the implementation of a distributed TREX system.
<i>SAP Enterprise Portal Security Guide</i>	<ul style="list-style-type: none"> <li>• Authentication</li> <li>• Single sign-on</li> <li>• Secure communications</li> </ul>
<i>SAP Enterprise Portal Solution Management</i>	Backup and restore
<i>SAP Enterprise Portal Administration Guide</i>	<ul style="list-style-type: none"> <li>• Architecture of SAP Enterprise Portal</li> <li>• SAP Enterprise Portal: Super Administration, User Administration, Content Administration, System Administration</li> <li>• Knowledge Management: Content Management Administration and Concepts, TREX Administration and Concepts</li> <li>• SAP Unification Server: Unification Server and Unifiers for SAP R/3 and SAP BW, Extending Unification (Developer Guide, API Reference)</li> </ul>

### Related Information

The following list contains links to crucial information for implementing mySAP Enterprise Portal.

#### List of Related Information

Content	Location in SAP Service Marketplace ( <a href="http://service.sap.com">service.sap.com</a> )
Information on released platforms	Quick Link <a href="#">/pam60</a>
Information on hardware sizing, calculation of hardware requirements	Quick Link <a href="#">/sizing</a> → <i>Media Library</i> → <i>Literature</i>

Information on network security	Quick Link <a href="#">/network</a> for network integration issues
Information and documentation on high availability issues for a multitude of areas, for example, SAP systems, databases, tools and network.	Quick Link <a href="#">/ha</a>

## 1.2 Important SAP Notes



Read the installation SAP Notes before beginning the installation. These contain the most recent information regarding the installation, as well as corrections to the installation documentation.

Make sure that you have the most recent version of each SAP Note. They are located on the SAP Service Marketplace under the Internet address [service.sap.com/notes](http://service.sap.com/notes) or in SAPNet - R/3 Frontend.

### List of Related SAP Notes

SAP Note Number	Title
580268	Central Note SAP Enterprise Portal 6.0
580298	Central Note for SAP EP 6.0 support
580304	Central Note Installation of SAP EP 6.0
580289	Central Note Patches and Hotfixes for SAP Enterprise Portal
448316	Central Note Unification
574267	Installation of Content Management
565347	KM Retrieval and Classification (TREX) 6.0 Ramp-up: Current information



## 1.3 History of Changes

The Master Guide is updated on a regular basis on SAP Service Marketplace at the internet address [service.sap.com/ep60](http://service.sap.com/ep60) → Documentation & More → Fundamentals.



Make sure you have the latest version of the Master Guide by checking SAP Service Marketplace right before the installation.

The following table provides an overview on the most important changes that were made within the latest versions.

Master Guide Version	Important Changes
1.00 (December 20 <sup>th</sup> , 2002)	First version.
1.10 (April 30 <sup>th</sup> , 2003)	Several documentation references added. Information about Sun JSE/Java 2 SDK added. SAP J2EE Engine minimum SP level added Overview graphic “Components of SAP Enterprise Portal” updated Sections about Business Intelligence Platform removed.

## 2 mySAP Enterprise Portal Implementation

The following topics are covered:

- ❑ mySAP Enterprise Portal overview
- ❑ mySAP Enterprise Portal components
- ❑ Technical system landscape for mySAP Enterprise Portal
- ❑ Overview of the implementation sequence of mySAP Enterprise Portal

### 2.1 mySAP Enterprise Portal Overview

The two major parts of an Enterprise Portal solution consist of a platform and portal applications built on that platform. The portal applications consist of targeted content for various user groups.

mySAP Enterprise Portal consists of:

- The Portal platform and the Knowledge Management platform.
- Premium content, which supports customers in quickly creating portal applications for their users.

If you purchase an Enterprise Portal solution you receive the Portal platform and the Knowledge Management platform components. With the portal platform, you get the tools to build portals for your target users, while the Knowledge Management platform makes it possible to provide access to documents and multimedia objects in an organization's document repository. In addition to the structured and unstructured data available through various repositories, the portal also provides access to the Internet.

With the platform components in place, you can create portal applications to provide for the needs of various user groups. To facilitate this process, SAP provides premium content that has been packaged, tested, and certified by SAP. This premium content includes both predefined portal applications (called business packages), as well as building blocks (consisting of role templates and functional packages) to assist you in building your own portal applications.

#### Functions of the Portal platform

The portal platform includes those components necessary to build a portal, including:

- iView technology, for creating and administering iViews. Customers can either use iViews delivered by SAP or create their own. iViews can be programmed in any language, such as Java, ASP, COM, etc.
- Unification technology, which enables unified access to enterprise applications to enable Drag&Relate operations.
- The basic user license includes the portal platform, the KM platform, the business package "Portal User", as well as use of the SAP R/3 Unifier and SAP BW Unifier for creating Drag&Relate operations between SAP transactions.

- For an additional fee, customers can purchase the unification option, which includes the full unification platform, and the unifiers for databases and for Oracle applications, for creating Drag&Relate operations to those systems.
- Page Builder, for rendering the HTML pages that the user sees and interacts with.
- User Management, for administering users, managing user data sources, and providing secure authentication and single sign-on.
- User Role Management, for creating user roles that provide pre-configured, targeted portal pages for the user.

### Functions of the Knowledge Management platform

The Knowledge Management platform provides access to an organization's unstructured documents. Its major functional areas consist of:

- Content Management, which supports the entire lifecycle of documents, including the authoring, storage, management, and display of documents.
- Retrieval and Classification (TREC), for processing free-text search queries, providing automatic classification and general text analysis, and combining unstructured document content with content from a database (for example, for an expert search.)

## 2.2 mySAP Enterprise Portal Components

This section provides an overview of all components that are mandatory or optional for the mySAP Enterprise Portal solution and the required releases and Support Package levels.

Software Component	X = mandatory / (X) = optional	Release SP = Support Package
SAP J2EE Engine Cluster Version	X	6.20 with at least SP 10
Portal Platform	X	6.0
Content Management	(X)	6.0
Retrieval and Classification (TREC)	(X)	6.0
SAP Unification Server	(X)	5.0 SP 4, Patch 03 or higher
SAP Unifier for SAP R/3	(X)	5.0 SP 5
SAP Unifier for SAP Business Intelligence Warehouse (SAP BW)	(X)	5.0 SP 5
SAP R/3	(X)	>= 3.1I
Enterprise Portal Plug-In	(X)	5.0 SP03
Sun JSE or Java 2 SDK	X	1.3.1 32 bit, latest patch level 1.3 for HP UX (B9788A), latest patch level

## 2.3 Technical System Landscape for mySAP Enterprise Portal

The graphic below provides an overview about the mySAP Enterprise Portal components.

To run SAP Enterprise Portal, the end user only needs a standard browser on the desktop.

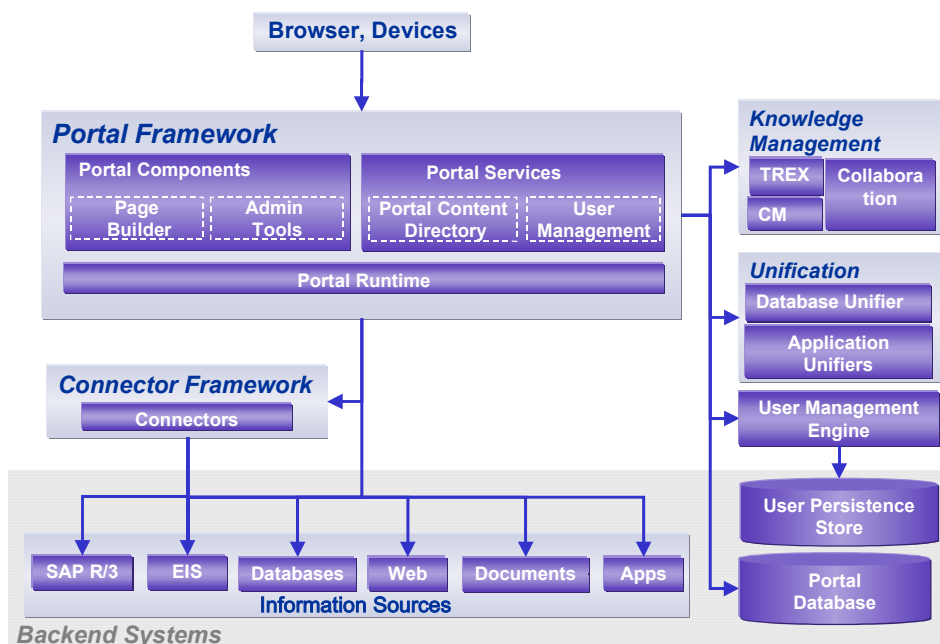
The Portal platform runs on the SAP J2EE Engine and includes

- portal components, for example the Page Builder to assemble pages in the portal
- portal services, for example the
  - User Management service
  - the Portal Content Directory (PCD), that is based on the Portal system database. The PCD caches the objects used by the portal runtime at runtime.
  - the User Management Engine (UME): UME manages user, groups, and role data. It connects to the User Persistence Store
- Portal system database (repository), a database used by the PCD and other components

The Knowledge Management platform includes the Content Management (repository framework, taxonomies and classification, subscriptions and notifications) and TREX for indexing and searching.

The SAP unification technology comprises the SAP Unification Server and the SAP Unifiers.

**Components of SAP Enterprise Portal**



You can find detailed information about the system landscape and related subjects in the following documentation:

- The architecture of the SAP Enterprise Portal is described in the *SAP Enterprise Portal Administration Guide*.

### 2.3 Technical System Landscape for mySAP Enterprise Portal

- Information about the technical infrastructure is contained in the documentation *SAP Enterprise Portal Technical Infrastructure*.
- Security aspects are handled in the *SAP Enterprise Portal Security Guide*.

#### Platform Availability

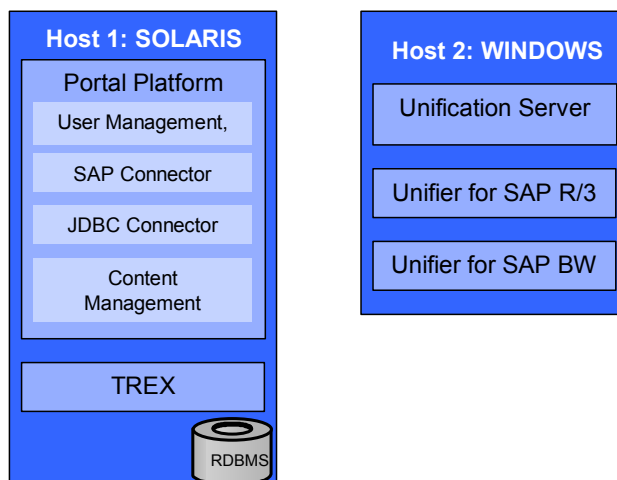
Depending on the Ramp-up-phase, the mySAP Enterprise Portal components are available on different platforms. Whereas in the first phase a limited number of platforms are supported, for restricted shipment phase 2 and unrestricted shipment EP 6.0 will support additional platforms. You can find detailed information about the planned availability in the platform Availability Matrix on SAP Service Marketplace (Quick Link [/pam60](#)).

#### Minimal System Landscape

Due to existing platform restrictions of the individual components, you cannot run mySAP Enterprise Portal on one single host.

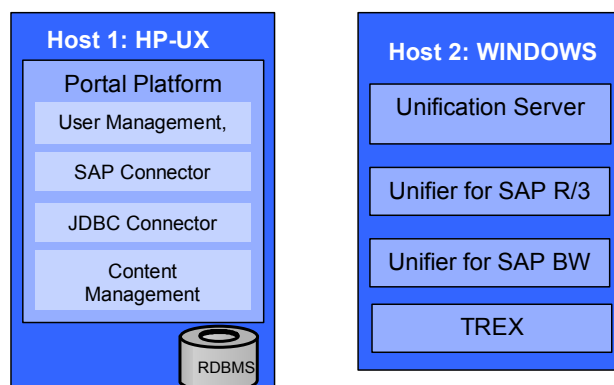
The following graphics provide a simplified overview of minimal system landscapes for test and demo and for productive systems. For detailed information on distributing SAP Enterprise Portal components, see the *SAP Enterprise Portal Technical Infrastructure*.

#### Demo and Test System on Solaris

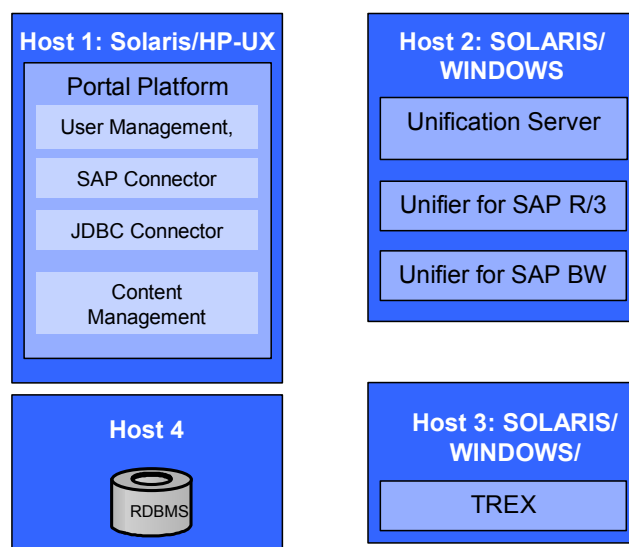


### 2.3 Technical System Landscape for mySAP Enterprise Portal

#### Demo and Test System on HP-UX



#### Productive System



## 2.4 mySAP Enterprise Portal Implementation Sequence

This section lists the sequence of steps (installation, technical configuration, application configuration) required to implement mySAP Enterprise Portal.

### 2.4.1 mySAP Enterprise Portal Installation

For information on the required releases and Support Package levels, see the overview table in section [2.2 mySAP Enterprise Portal Components \[page 11\]](#)

For information on where to find the documentation referenced in the table below, see section [4 References: Related Installation and Configuration Guides \[page 19\]](#).

No	Action [Corresponding Documentation]	Remarks and subsequent Steps [Corresponding Documentation]
1	Install SUN JSE or Java 2 SDK Guide: Third-party documentation.	
2	Install the Portal Platform including SAP J2EE Engine (cluster version) and User Management. Guides: <ul style="list-style-type: none"> <li>• <i>Installing an Additional SAP J2EE for a Portal Cluster</i></li> <li>• <i>Installing the Portal Platform and Content Management</i></li> <li>• <i>Installing Oracle 9i Software for SAP Enterprise Portal</i></li> <li>• <i>SAP J2EE Engine Installation/Dialog Instance Installation/Standalone Gateway Installation on &lt;Operating System&gt; (For SAP Systems Based on SAP Web Application Server 6.20)</i></li> </ul>	After the installation of the Portal Platform, make the necessary settings according to the following documentation: <ul style="list-style-type: none"> <li>• <i>SAP Enterprise Portal Security Guide</i></li> <li>• <i>User Management Configuration</i></li> </ul>
3	Optional: Install Content Management Guide: <i>Installing the Portal Platform and Content Management</i>	
4	Optional: Install TREX. Guides: <ul style="list-style-type: none"> <li>• <i>Installing Retrieval and Classification (TREX)</i></li> <li>• <i>Scaling Retrieval and Classification (TREX)</i></li> </ul>	

## 2.4 mySAP Enterprise Portal Implementation Sequence

5	Optional: Install SAP Unification Server. Guide: <i>SAP Unification Server Installation Guide</i>	You must install the MS Internet Information Server and MS SQL Server Client on the same host.
6	Optional: Install SAP Unifier for SAP R/3 Guide: <i>SAP Unifier for R/3</i>	You must install the SAP DCOM Connector to enable SAP back-end connectivity.
7	Optional: Install SAP Unifier for SAP BW Guide: <i>SAP Unifier for BW</i>	
8	Import the required Business Packages.	<p>Download the Business Packages from <a href="http://www.iviewstudio.com">www.iviewstudio.com</a>.</p> <p>You can find information on the availability of Business Packages for EP 6.0 in SAP Service Marketplace:</p> <p><a href="http://service.sap.com/ep">service.sap.com/ep</a> → <i>Media Library</i> → <i>Presentations</i> → <i>Portal Content</i></p>

## 2.4.2 mySAP Enterprise Portal Configuration

Information about the configuration of mySAP Enterprise Portal is included in the corresponding installation guides.



## 3 Software Components Overview

This section provides additional information about the most important mySAP Enterprise Portal software components.

### 3.1 SAP Components

#### 3.1.1 Application Components

##### SAP Enterprise Portal

The SAP Enterprise Portal consists of the following components:

- SAP Enterprise Portal server
- Knowledge Management
- SAP Unification Server (only available for users with a unification license)

##### SAP Enterprise Portal Server

The portal server provides an environment for developing and administering portal content (roles and iViews) and for performing user administration. It also provides a set of services for running iViews and assembling them on portal pages which are rendered in SAP Enterprise Portal in a Web browser.

##### Knowledge Management

The Knowledge Management platform includes **Content Management** and **Retrieval and Classification (TREX)**.

The Knowledge Management offers a range of iViews providing services for managing unstructured information across multiple repositories, for automatically classifying documents, and searching across heterogeneous repositories.

##### SAP Unification Server

The SAP Unification Server enables your portal for Drag&Relate. This means that you can relate business data across applications and/or databases for which you have installed a unifier on your SAP Unification Server. Moreover the SAP Unification Server provides functions to display data from the installed database unifiers. Which databases a company can connect to depends on the unifiers that are installed on the SAP Unification Server. The SAP Unification Server comes with a built-in database unifier and the possibility of installing additional unifiers for SAP applications such as BW and R/3.

##### Unifier

An application that enables the integration of enterprise systems into a portal by means of Drag&Relate.

The unifier features an abstraction layer of the target application business logic and/or object model as well as a repository of metadata it has extracted from the target application database.

### 3.1 SAP Components

## Business Packages

Business packages are predefined portal applications targeted to a set of related roles. Because business packages already include most of the content those roles need, they greatly speed up the implementation process. Business packages consist of worksets that form a unit from the content perspective. Customers can change and extend business packages by creating new iViews and worksets, changing SAP's iViews and worksets, adding access to additional reports or documents, and adding Drag&Relate relationships. They can also modify the business packages by enhancing them with the building blocks offered as part of SAP's content offering, including role templates or SAP BW Business Content.

## 3.1.2 Technology Components

### SAP J2EE Engine - Cluster Version

SAP J2EE Engine is a complete implementation of the Java™ 2 Enterprise Edition standard. It is J2EE 1.2 certified and therefore has all capabilities that the specification defines to run applications which are written for this standard.

The standard was developed to define an environment where enterprise applications written in Java can run more easily and to provide the infrastructure that such applications need. Beneath others, it includes the following services:

- Java Server Pages
- Java Servlets
- Enterprise Java Beans
- Java™ Message Service
- Java Mail™

J2EE Engine cluster is a set of independent nodes that are addressed and managed as a single system. The cluster consists of two types of nodes: dispatchers and servers. The administrator of the system determines the number of dispatchers and servers in a cluster. Each dispatcher node is connected to all server nodes in the cluster and each server node maintains connections to all other cluster nodes. Clustering enables dynamic load balancing by distributing client requests among the server nodes in the cluster, thereby providing higher scalability and improved system performance.

## Enterprise Portal Plug-In

The Enterprise Portal Plug-In (WP-PI) enables the exchange of data between SAP Enterprise Portal and the mySAP.com components, for example SAP R/3 and SAP BW. It is a prerequisite to enable Drag&Relate and Single Sign-On.

## 4 References: Related Implementation / Configuration Guides

List of implementation and configuration documentation for mySAP Enterprise Portal.

Title	Where to find
<i>Installing Oracle 9i Software for SAP Enterprise Portal 6.0</i>	Included in the documentation set <i>EP 6.0 Installation Guide</i> (zip-file) which is available in SAP Service Marketplace under the Internet address <a href="http://service.sap.com/ep60">service.sap.com/ep60</a> → <i>Documentation &amp; More</i> → <i>Installation</i> .
<i>Installing the Portal Platform and Content Management</i>	Included in the documentation set <i>EP 6.0 Installation Guide</i> (zip-file) which is available in SAP Service Marketplace under the Internet address <a href="http://service.sap.com/ep60">service.sap.com/ep60</a> → <i>Documentation &amp; More</i> → <i>Installation</i> .
<i>Installing Retrieval and Classification (TREX)</i>	Included in the documentation set <i>EP 6.0 Installation Guide</i> (zip-file) which is available in SAP Service Marketplace under the Internet address <a href="http://service.sap.com/ep60">service.sap.com/ep60</a> → <i>Documentation &amp; More</i> → <i>Installation</i> .
<i>Scaling Retrieval and Classification (TREX)</i>	Included in the documentation set <i>EP 6.0 Installation Guide</i> (zip-file) which is available in SAP Service Marketplace under the Internet address <a href="http://service.sap.com/ep60">service.sap.com/ep60</a> → <i>Documentation &amp; More</i> → <i>Installation</i> .
<i>Installing an Additional SAP J2EE for a Portal Cluster</i>	Included in the documentation set <i>EP 6.0 Installation Guide</i> (zip-file) which is available on SAP Service Marketplace under the Internet address <a href="http://service.sap.com/ep60">service.sap.com/ep60</a> → <i>Documentation &amp; More</i> → <i>Installation</i> .
<i>SAP J2EE Engine Installation/Dialog Instance Installation/Standalone Gateway Installation on &lt;Operating System&gt; (For SAP Systems Based on SAP Web Application Server 6.20)</i>	On SAP Service Marketplace under the following Internet address:  <a href="http://service.sap.com/instguides">service.sap.com/instguides</a> → <i>SAP Web Application Server</i> → <i>Release 6.20</i>
<i>SAP Unification Server Installation Guide</i>	Included in the documentation set <i>EP 6.0 Installation Guide</i> (zip-file) which is available in SAP Service Marketplace under the Internet address <a href="http://service.sap.com/ep60">service.sap.com/ep60</a> → <i>Documentation &amp; More</i> → <i>Installation</i> .
<i>Installation Guide - SAP Unifier for R/3</i>	Included in the documentation set <i>EP 6.0 Installation Guide</i> (zip-file) which is available in SAP Service Marketplace under the Internet address <a href="http://service.sap.com/ep60">service.sap.com/ep60</a> → <i>Documentation &amp; More</i> → <i>Installation</i> .

<i>Installation Guide - SAP Unifier for BW</i>	Included in the documentation set <i>EP 6.0 Installation Guide</i> (zip-file) which is available in SAP Service Marketplace under the Internet address <a href="http://service.sap.com/ep60">service.sap.com/ep60</a> → <i>Documentation &amp; More</i> → <i>Installation</i> .
<i>SAP Enterprise Portal Administration Guide</i>	Available on the SAP Help Portal under the Internet address <a href="http://help.sap.com">help.sap.com</a> → <i>SAP NetWeaver</i> → <i>mySAP Enterprise Portal</i> → <i>SAP Enterprise Portal</i>
<i>SAP Enterprise Portal Security Guide</i>	On SAP Service Marketplace at the internet address <a href="http://service.sap.com/ep60">service.sap.com/ep60</a> → <i>Documentation &amp; More</i> → <i>Fundamentals</i> .
<i>SAP Enterprise Portal Solution Management</i>	On SAP Service Marketplace at the internet address <a href="http://service.sap.com/ep60">service.sap.com/ep60</a> → <i>Documentation &amp; More</i> → <i>Fundamentals</i> .
<i>SAP Enterprise Portal Technical Infrastructure</i>	Included in the documentation set <i>EP 6.0 Installation Guide</i> (zip-file) which is available in SAP Service Marketplace under the Internet address <a href="http://service.sap.com/ep60">service.sap.com/ep60</a> → <i>Documentation &amp; More</i> → <i>Installation</i> .
<i>User Management Configuration</i>	Part of the <i>SAP Enterprise Portal Administration Guide</i> that can be accessed on the SAP Help Portal.